

The class will consist of

- Short video of a master Japanese potter creating a tea bowl
- Demonstration of tea bowl making using several different methods.
- Student work time
- Technical support and guidance
- Clay and glazes are included. Various tools will be available for use by students.
- Finished work will be bisque fired and then, glaze fired.

First class-students will create the tea bowl. The finished work will be fired.

Second class-students will glaze their fired bowls. The glazed work will be fired.

The following week finished bowls will be delivered to the Chan center for pick up.

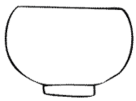
Examples of my work:



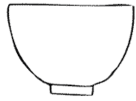
Previous class work:



Tea bowl shapes



鉄鉢形
Wa-nari:
Circle Shape



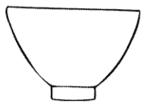
椀形
Wan-nari:
Wooden Bowl Shape



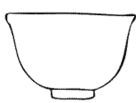
呉記型
Goki-gata:
Goki Type



半筒型
Han tsutsu-gata:
Half Cylinder Shape



杉形
Sugi-nari:
Cedar Shape



Komogai-nari:
Komogai
Shape



端反り型
Hatazori-gata:
Curving Lip Type



筒型
Tsutsu-gata:
Cylinder Type